

REPLACEMENT PARTS GUIDE

Z950M ZTrak™ M Series Mower

ENGINE


SPARK PLUG

[M805853](#) 

Change Every 1000 Hrs.

FUEL FILTER-IN-LINE

[AM116304](#)  - USE WITH MIA12256 OR MIA13102

[UC21217](#)  - USE WITH AUC17353, AUC13918, AUC19141, AUC16709 OR AUC19142

Change Every 300/600 Hrs.

ENGINE OIL FILTER

[AM107423](#) 

Change Every 100/200/300 Hrs.

ENGINE OIL


[TY22029](#)  (TURF GARD™ 10W30)

Change Every 100/200 Hrs.

AIR FILTER

[M131802](#)  - PRIMARY

Change every 300 Hrs.

[M131803](#)  - SECONDARY

Change every 500 Hrs.

HEADLIGHT

[TCB11281](#)  (27W)

CASTER WHEEL

[TCA19309](#) 

KEY

[AUC12681](#)  - (S/N - 030000)

[TCA24616](#)  - (S/N 030001 - 060000)

[AUC12681](#)  - (S/N 060001 -)

BATTERY

[TY25878B](#)  (12V) FOR USA AND CANADA

[MCYP340PF](#)  (NOT FOR USA AND CANADA)



SEAT ASSEMBLY

[TCA23663](#)  - STD

[TCA25182](#)  -WITH MECHANICAL SUSPENSION

ELECTRICAL



STARTER MOTOR

[AUC12593](#) 



BRAKE SWITCH

[GY20094](#) 



ROTARY SWITCH

[TCA22740](#)  - (S/N - 030000)

[AUC15805](#)  - (S/N 030001 -)

FUEL AND AIR



FUEL TANK FILLER CAP

[TCA23672](#)  - FILLER CAP [(S/N -060000)

[AUC11638](#)  - FILLER CAP [(S/N 060001-)



FILTER KIT

[MIA881446](#) 

Change First 300 Hrs Every 500 Hrs.



MUFFLER

[TCA21569](#) 



TIRE REAR

[TCU13631](#)  (- 090000)

[UC23986](#)  (090000 -)



PTO CLUTCH

[AUC18216](#) 



TRACTION DRIVE BELT

[TCU34299](#)  (LGTH = 1803.9 MM, WIDTH= 16 MM)



JD MULTI PURPOSE HD LITHIUM COMPLEX GREASE

[TY24416](#) 

Change Interval:As needed.



GREASE GUN

[TY26518](#) 

For Company Use - TC534759

Apr 2022. Release Date.



JOHN DEERE

Genuine Parts and Service

CLICK PART NUMBER TO BUY






*See operator's manual for additional details.

REPLACEMENT PARTS GUIDE


Z950M Z-Trak™ M Series Mower With 54" Mulch On Demand™ Deck

MOWER DECK




MOWER BLADE

[TCU15881](#)  - HIGH LIFT
[UC15158](#)  - HIGH LIFT SELF SHARPENING
[M128485](#)  - STANDARD LIFT
[M168223](#)  - MULCH
[M133381](#)  - LOW LIFT


SPINDLE KIT

[AUC12478](#) 


IDLER

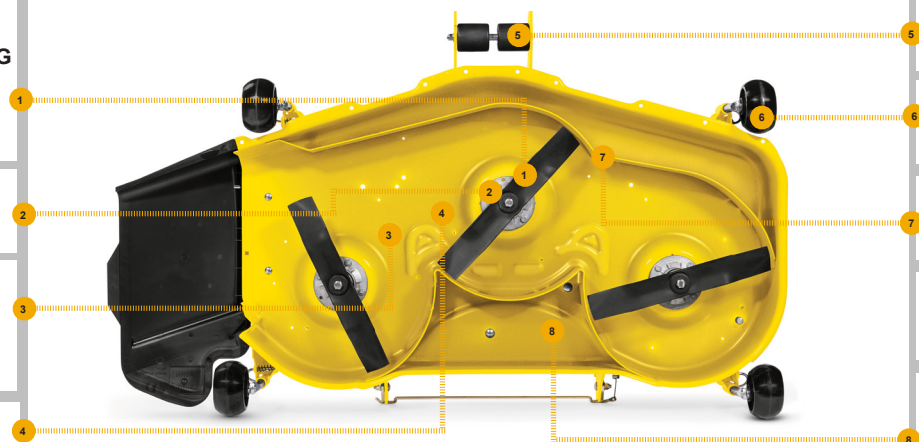
[AUC11584](#)  - (OD = 201 MM)
[TCA20602](#)  - (OD = 148 MM)
[TCA22651](#)  - (196.85 MM)

SHEAVE



[TCU26967](#)  - (OD = 187.10 MM)



MOWER DECK LEVELLING



[AM130907](#) 







MOWER DECK

 **ROLLER**
[TCU34060](#) 

 **GAGE WHEEL**
[UC28193](#) 

 **MULCH KIT**
[TCB10953](#) 

 **EXTENSION SPRING**
[TCA22763](#) 

 **FLAT MOWER BELT**
[TCU35604](#) 
 (LGTH = 4635 MM, WIDTH = 14 MM, TK = 18)

REPLACEMENT PARTS GUIDE

Z950M Z-Trak™ M Series Mower With 60" Deck

MOWER DECK

MOWER BLADE

[TCU15881](#) - HIGH LIFT
[UC15158](#) - HIGH LIFT SELF SHARPENING
[M128485](#) - STANDARD LIFT
[M168223](#) - MULCH
[M133381](#) - LOW LIFT

SPINDLE KIT

[AUC12478](#)

IDLER

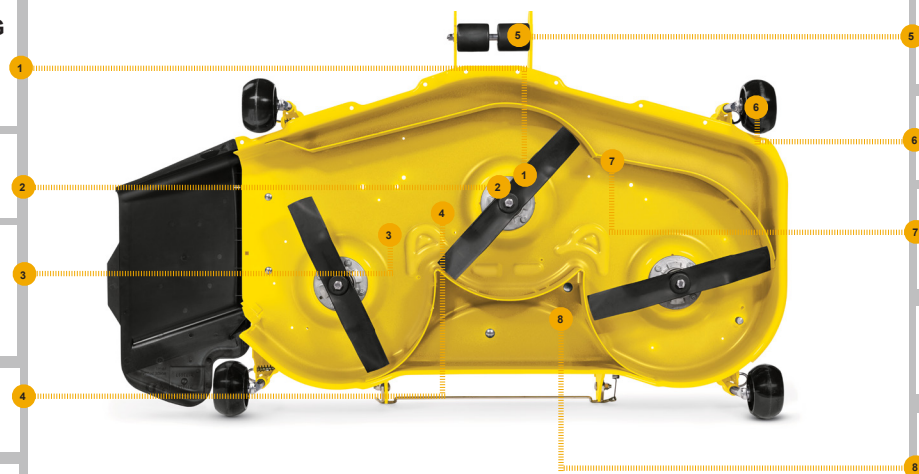
[AUC11584](#) - (OD = 201 MM)
[TCA20602](#) - (OD = 148 MM)
[TCA22651](#) - (196.85 MM)

SHEAVE

[TCU26967](#) - (OD = 187.10 MM)

MOWER DECK LEVELLING

[AM130907](#)



MOWER DECK

ROLLER

[TCU34060](#)

GAGE WHEEL

[UC28193](#)

MULCH KIT

[TCB10953](#)

EXTENSION SPRING

[TCA22763](#)

FLAT MOWER BELT

[TCU35604](#)
 (LGTH = 4635 MM, WIDTH = 14 MM, TK = 18)

REPLACEMENT PARTS GUIDE

Z950M Z-Trak™ M Series Mower With 60" Mulch On Demand™ Deck

MOWER DECK

MOWER BLADE

[TCU15881](#) - HIGH LIFT
[UC15158](#) - HIGH LIFT SELF SHARPENING
[M128485](#) - STANDARD LIFT
[M133381](#) - LOW LIFT
[M168223](#) - MULCH
[TCU18990](#) - MULCH ON DEMAND™

SPINDLE KIT

[AUC12478](#)

IDLER

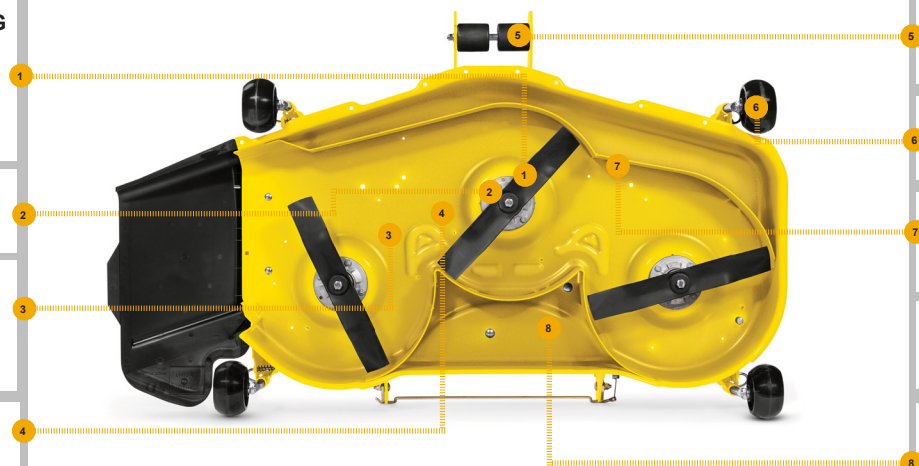
[AUC11584](#) - (OD = 201 MM)
[TCA20602](#) - (OD = 148 MM)
[TCA22651](#) - (196.85 MM)

SHEAVE

[TCU26967](#) - (OD = 187.10 MM)

MOWER DECK LEVELLING

[AM130907](#)



MOWER DECK

ROLLER

[TCU34060](#)

GAGE WHEEL

[UC28193](#)

MULCH KIT

[TCB10953](#)

EXTENSION SPRING

[TCA22763](#)

FLAT MOWER BELT

[TCU35604](#)
 (LGTH = 4635 MM, WIDTH = 14 MM, TK = 18)

REPLACEMENT PARTS GUIDE

Z950M Z-Trak™ M Series Mower With 72" Deck

MOWER DECK

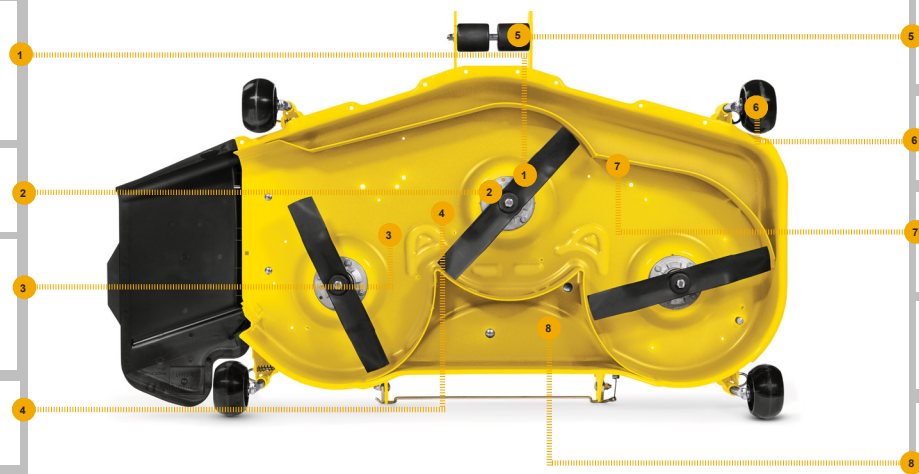
MOWER BLADE
[TCU15882](#) - HIGH LIFT
[M141669](#) - LOW LIFT
[M142514](#) - MULCH

SPINDLE KIT
[AUC12478](#)

IDLER
[AUC11584](#) - (OD = 201 MM)
[TCA20602](#) - (OD = 148 MM)
[TCA22651](#) - (196.85 MM)

SHEAVE
[TCU26968](#) - (OD = 215.17 MM)

MOWER DECK LEVELLING
[AM130907](#)



MOWER DECK

ROLLER
[TCU34060](#)

GAGE WHEEL
[UC28193](#)

MULCH KIT
[TCB10951](#)



EXTENSION SPRING
[TCA22763](#)



FLAT MOWER BELT
[TCU31194](#)
 (LGTH = 5108.4 MM, WIDTH = 14 MM)





REPLACEMENT PARTS GUIDE



Z950M Z-Trak™ M Series Mower With 72" Rear Discharge Deck



MOWER DECK

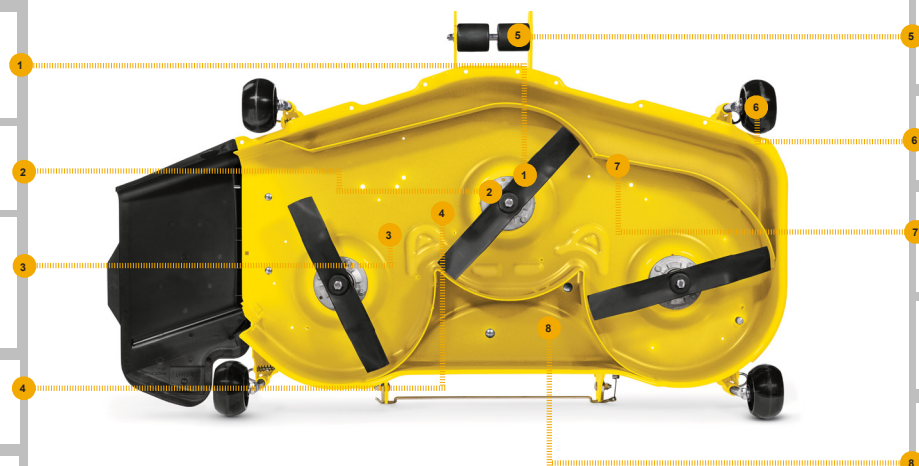
 **MOWER BLADE**
[EPC201693](#) 

 **SPINDLE KIT**
[AUC12478](#) 



 **IDLER**
[AUC11584](#)  - (OD = 201 MM)
[TCA20602](#)  - (OD = 148 MM)
[TCA22651](#)  - (196.85 MM)



 **SHEAVE**
[TCU26968](#)  - (OD = 187.10 MM)



 **MOWER DECK LEVELLING**
[AM130907](#) 







MOWER DECK

 **ROLLER**
[TCU34060](#) 

 **GAGE WHEEL**
[UC28193](#) 

 **MULCH KIT**
[BUC10904](#) 

 **EXTENSION SPRING**
[TCA22763](#) 

 **FLAT MOWER BELT**
[UC21914](#) 
 (LGTH = 4635 MM, WIDTH = 14 MM, TK = 18)