

# **POWERTRAIN RELIFE PLUS**

*MACHINE REBUILD PROGRAM*



**JOHN DEERE**





# REBUILT **+** AND RUNNING NOW THAT'S A PLUS

## John Deere Powertrain ReLife Plus MACHINE REBUILD PROGRAM

*Extend the life of your machine with John Deere Powertrain ReLife Plus. Design a comprehensive and flexible machine-rebuild solution that protects your bottom line — and keeps you moving forward.*

**The John Deere Powertrain ReLife Plus program extends the life of your machine with:**

- A thorough machine inspection by a certified technician.
- A complete set of John Deere Reman powertrain components.
- A John Deere Powertrain ReLife Plus warranty.

Plus, your John Deere dealer will help you understand the inspection results so you can tailor the program precisely to your needs and optimize your total owning and operating costs.

- + QUALITY PRODUCTS**
- + SUPERIOR SUPPORT**
- + THE POWER OF CHOICE**

**Visit [JohnDeere.com/ReLife](https://www.johndeere.com/ReLife) to learn how your dealer can maximize your machine's uptime.**

# CUSTOMIZED REBUILD SOLUTIONS, TAILOR-MADE TO YOUR BUSINESS

No two operations are the same, and you need options to minimize your costs while maximizing your productivity.

The John Deere Powertrain ReLife Plus program provides you with one more option to extend the life of your equipment without compromising the performance and reliability you have come to expect from it.

Starting with a fresh set of remanufactured major powertrain components, the Powertrain ReLife Plus program allows you to build on that strong foundation to create a customized repair plan unique to that particular machine. Certified technicians conduct a thorough inspection of your machine to help you identify where investments are needed to give it new life while still giving you the flexibility to consider work to the less critical areas of the machine.

## HERE'S HOW IT WORKS:

# JOHN DEERE POWERTRAIN RELIFE PLUS MACHINE REBUILD PROGRAM

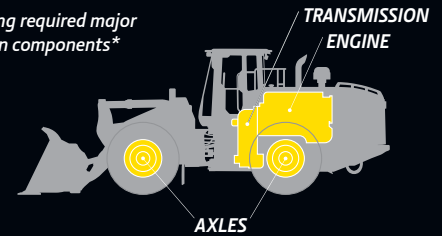
Give your machine new life — and keep it running — with these six simple steps:

STEP

1

## START

by replacing required major powertrain components\*



STEP

2

## REVIEW

results of machine evaluation with dealer

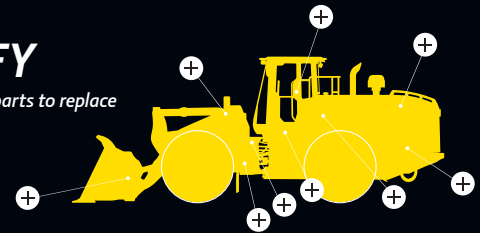


STEP

3

## SPECIFY

any additional parts to replace



STEP

4

## SELECT

ReLife warranty terms



STEP

5

## WORK

is performed on your machine by certified John Deere dealer technicians



STEP

6

## LET YOUR RELIFE MACHINE HELP MANAGE OWNING AND OPERATING COSTS



\*Major powertrain components vary by model. See your dealer for details.

# POWERTRAIN RELIFE PLUS

## MODELS AND COMPONENTS


The following images show the major powertrain components required for replacement in order to qualify for a Powertrain ReLife Plus Extended Warranty.\* Component-rebuild options available at John Deere Certified Rebuild Centers.

### CRAWLERS

#### MODELS:

650J–850J  
650K–1050K  
700L–850L

- Engine
- Hydrostatic Pumps
- Hydrostatic Motors
- Final Drives
- Main Hydraulic Pump (optional)



### EXCAVATORS

#### MODELS:

330C LC–800C  
350D LC–850D LC  
290G LC–870G LC

- Engine
- Main Hydraulic Pump
- Swing Motors
- Swing Motor Gearboxes
- Rotary Manifold
- Propel Motors
- Final Drives

\*John Deere Powertrain ReLife Plus warranty covers the major powertrain components specified herein. Models do not cover every product identification number. See your dealer for program details.

## 944K 4WD LOADER

### MIDLIFE: 15,000–18,000 hours

- Engine
- High-Voltage (HV) Cables
- Final Drives (rotate)
- Wheel Motors (rotate)
- Inverters (rotate)
- Hydraulic Pump (optional)

### RELIFE: 30,000–36,000 hours

- Engine
- HV Cables
- Final Drives (rebuild)
- Wheel Motors (inspect)
- Inverters (inspect)
- Hydraulic Pump (optional)

No planned replacement for electric motors, generators, or inverters.




## 4WD LOADERS

### MODELS:

644J–844J  
644K–944K  
644L–844L AH  
644 G-tier, 644 P-tier, 644 X-tier, 724 P-tier

- Engine
- Transmission
- Axles
- Main Hydraulic Pump (optional)

Models do not cover every product identification number.  
See your dealer for program details.





## **MOTOR GRADERS**

### **MODELS:**

670D–872D  
620G/GP–872G/GP

- Engine
- Transmission
- Axle
- Rear Tandem Hubs
- Hydraulic Pump (optional)
- 6WD Front Hubs (if equipped)
- 6WD Pump (if equipped)
- 6WD Motors (if equipped)



## **ARTICULATED DUMP TRUCKS**

### **MODELS:**

350D–400D  
350D-II–400D-II  
260E–460E  
410E-II–460E-II

- Engine
- Transmission/Transfer Case (if equipped)
- Axles
- Main Hydraulic Pump (optional)

*Models do not cover every product identification number. See your dealer for program details.*

## **SKIDDERS**

### **MODELS:**

540G-III-748G-III  
540H-748H  
640L-948L  
640L-II-948L-II

- Engine
- Transmission
- Torque Converter (if equipped)
- Axles
- Main Hydraulic Pump (optional)



## **SCRAPER TRACTORS**

### **MODELS:**

9520-9630  
9460R-9620R

- Engine
- Transmission
- Axles
- Main Hydraulic Pump (optional)

# PROTECT YOUR BOTTOM LINE

## WARRANTY

We stand behind our products, which is why we provide a standard one-year warranty on all John Deere Reman components when installed by your authorized John Deere dealer.

We understand that doing business involves risk, so we're letting you choose how to protect your investments. With the Powertrain ReLife Plus program, you can extend the warranty coverage on major powertrain components replaced under the program to three years/5,000 hours or two years/6,000 hours (three years/3,000 hours for all Scraper Tractors).

## FINANCING

Our commitment to quality products and customer support doesn't stop at your machine. Our financing options provide solutions for managing your costs and increasing your profitability.

John Deere Financial provides no-payment and no-interest options followed by low-interest-rate terms, allowing you to get your machine back on the job and generating income before you make a payment. Contact your local dealer for more information on available financing options.



**JOHN DEERE**